


Alphabetti™ Book 1-1

dod the dog



Written and illustrated by

Miz Katz N. Ratz

A Progressive Phonics™ book


Copyright (c) 2008 by Miz Katz N. Ratz, patent pending

Alphabetti box:

d o g

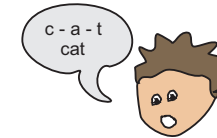
(letters learned in this book)

Quick Start Guide



Read the book WITH your child. You read the “regular” text, and he/she reads the big, red words, sort of like reading the different parts in a play.

Help your child sound out the words as needed.




Read the book many times. This helps develop the eye muscles and left-to-right reading patterns that are necessary for reading.

Don't rush it. Body builders don't train in a day, neither does a child.

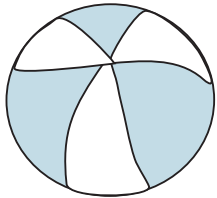


Use the handwriting worksheets – when children write what they learn, they learn it better.




Don't worry about upper-case letters or capitalizing proper nouns. Uppercase letters are taught in a later book.



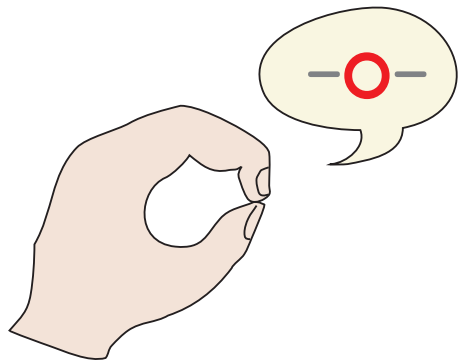
This is the letter "o." The letter "o" looks like a ball.



The letter "o" says "-o-" as in ox, octopus and ostrich.






Let's make the letter "o" with our hands:

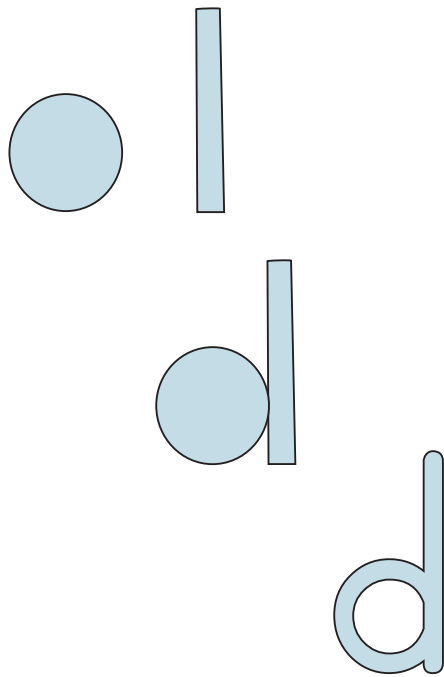


And what does the letter "o" say? The "o" says, "-o-" like in "hot dog." (Have the child make the letter "o" sound several times.)

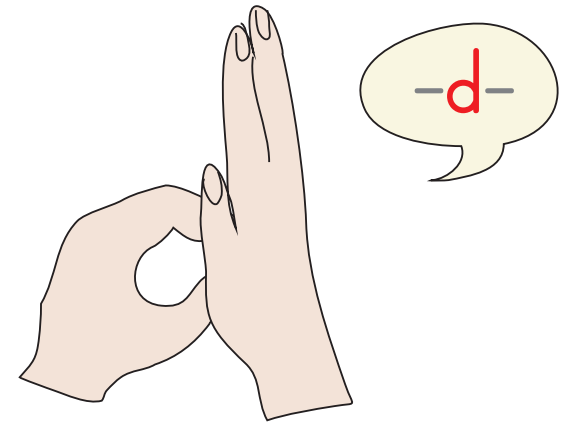
This is the letter "d." The letter "d" says "duh" as in dog, daisy and duck.



The letter "d" is made of a ball and a stick.



Let's use our hands to make the letter "d."



This hand is the ball.




And this hand is the stick.

And what does the letter "d" say? The "d" says "duh."

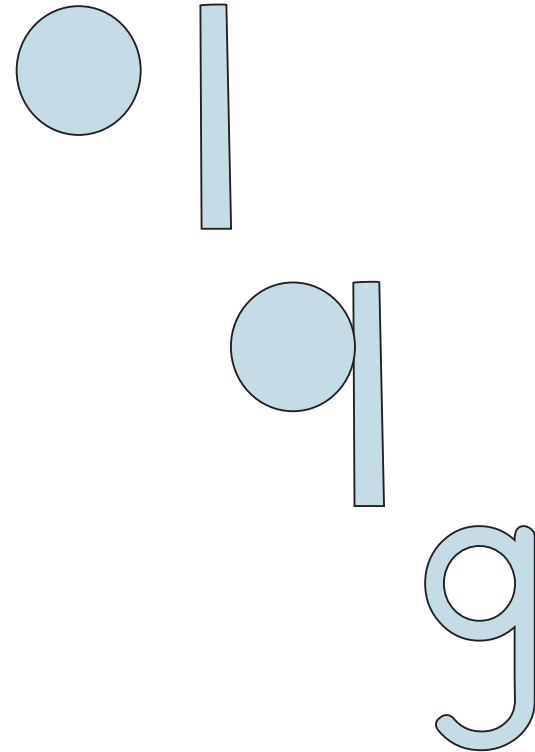
Have the child make the letter "d" sound several times.

This is the letter "g" – the letter "g" says "guh" as in goat, girl and gorilla.

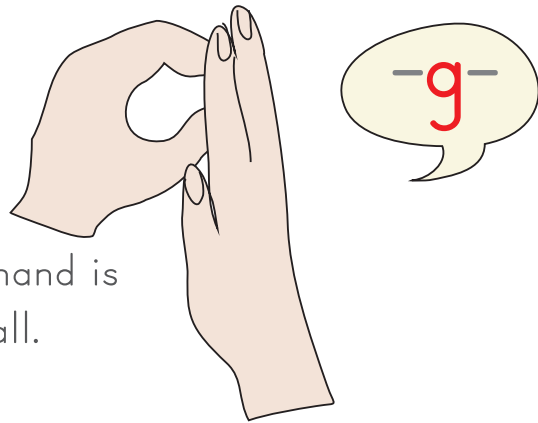
g



The letter "g" is also made of a ball and a stick, but this time, the ball is at the top of the stick.



Let's use our hands to make the letter "g" —



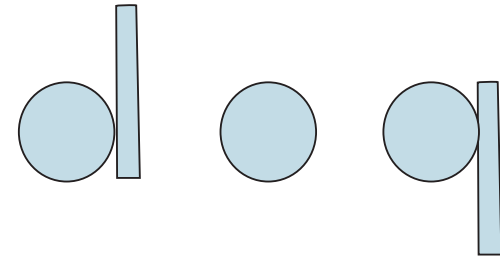
This hand is the ball.

And this hand is the stick.

And what does the letter "g" say? The "g" says "guh."
(Have the child make the letter "g" sound several times.)


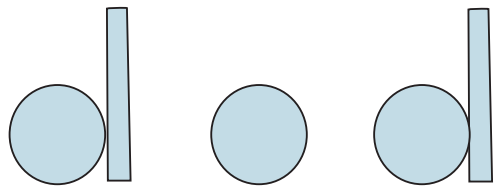
Let's see what we can do with these letters — let's sound out the letters, and see what this says:

dog

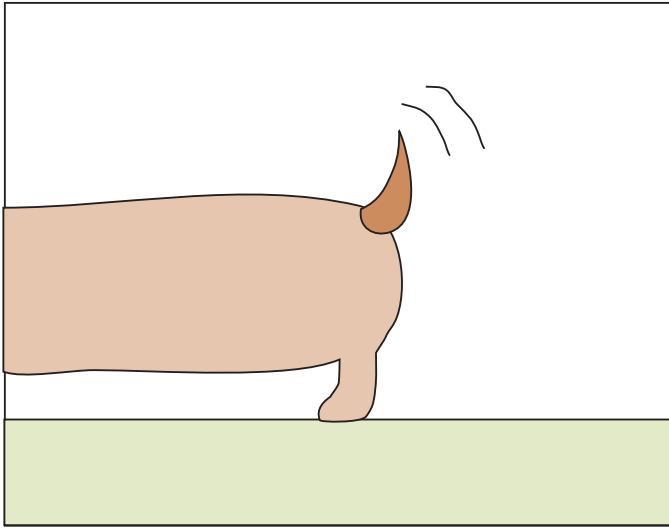


Here is another word we can
make with these letters:


d o d



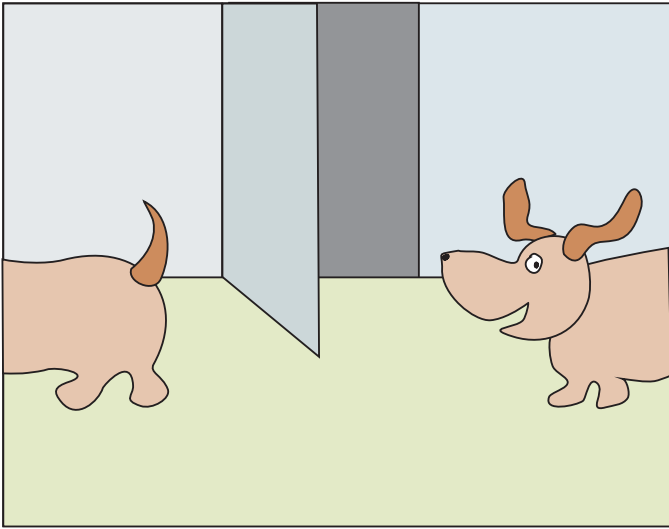
dod is a dog –
a very long dog.



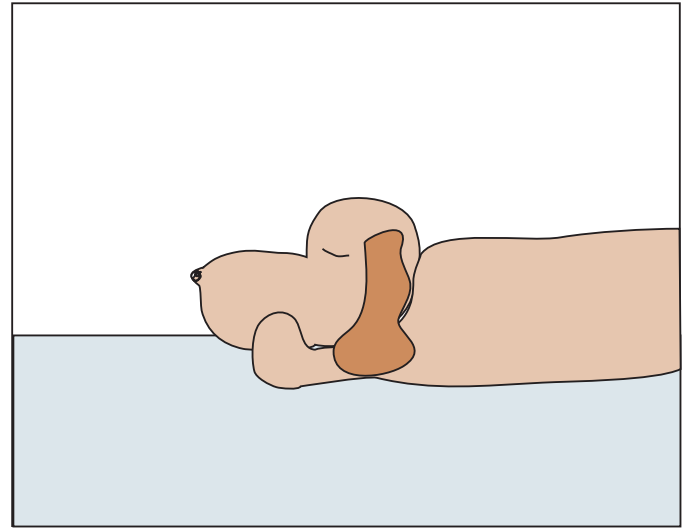
dod is such a
long **dog** that he
cannot fit on just
one page.



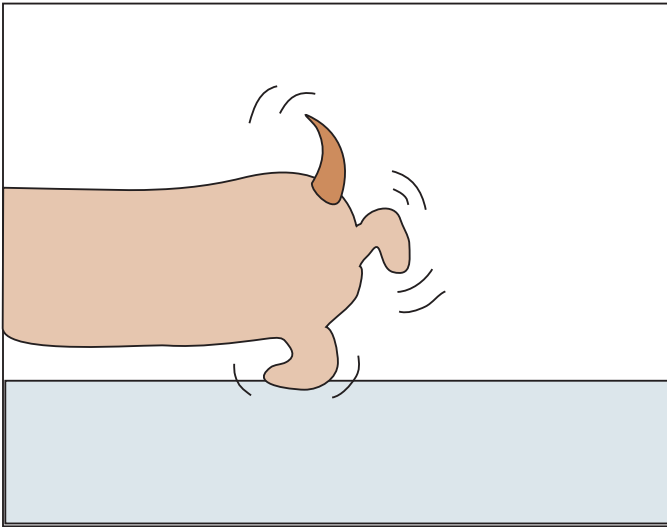
Every morning, **dod**
the **dog** goes for
a walk around the
block.




dod is so long that
when he gets back
from his walk, his other
end is just leaving.




Every day, **dod**
has a **dog** nap.
Just as soon as **dod**
falls asleep...



... the other end of
dod wakes up
and is ready to play.




One day at the
dog park, **dod**
bumps into his other
end.



"Hello!" says **dod**.

The other end of
dod wags his
tail.



dod the **dog**

has no idea that his
new best friend is
his other end.

THE END