

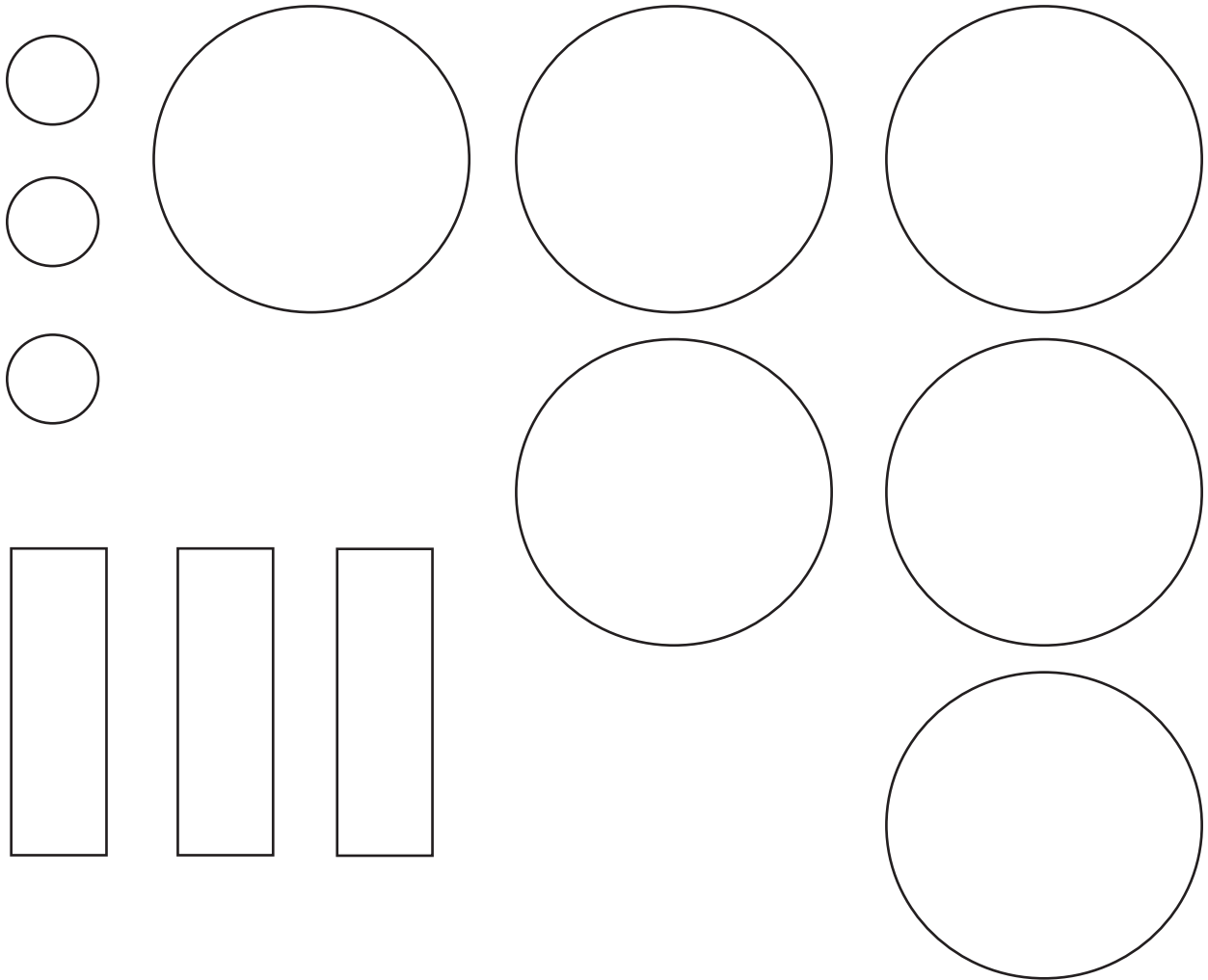


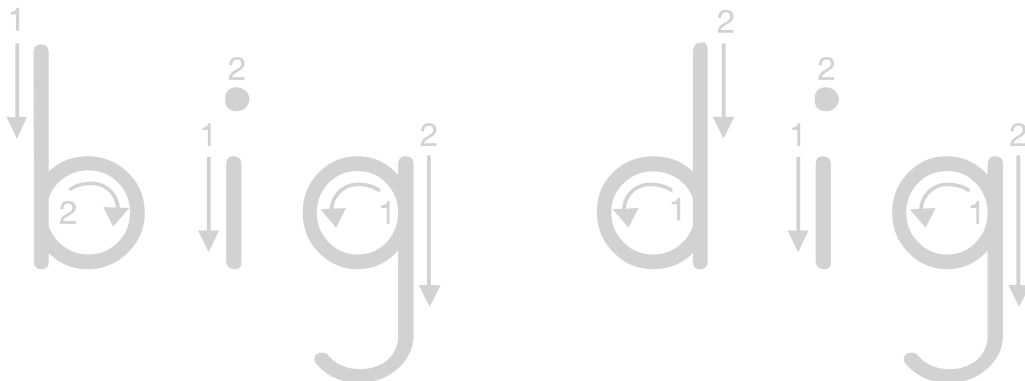
^{T.M.}
Alphabetti Book 1-8 activities page 1

Color the shapes, then cut them out and paste them to a new page to spell the example words.

Example: **big** **dig** **did**








big big big

dig dig dig

big big big

dig big big

dig dig dig



Coloring page

(No need to print this page.)

Memory game:

- 1** Print ONE copy of the attached “cards” and cut them up. Use thick enough paper so that you can’t see the words through the paper.
- 2** Mix up the cards and lay them face down on a table or on the floor.
- 3** The first player turns over two cards. If the words match, he/she keeps the cards and gets to turn over two more cards. If the words don’t match, the play passes to the next player, and so on until the cards have all been matched.
- 4** The player with the most pairs of words wins the game.

Note: The cards can also be used as flash cards, but the same educational effect can be had by playing this memory game. Little rewards or prizes, although not necessary, can help the memory game be more fun.

big

big

big

big

dig

dig

dig

dig

did

dog

dog

did

dig

dog

did

dig

dog

did