
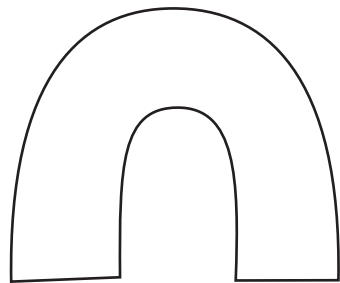
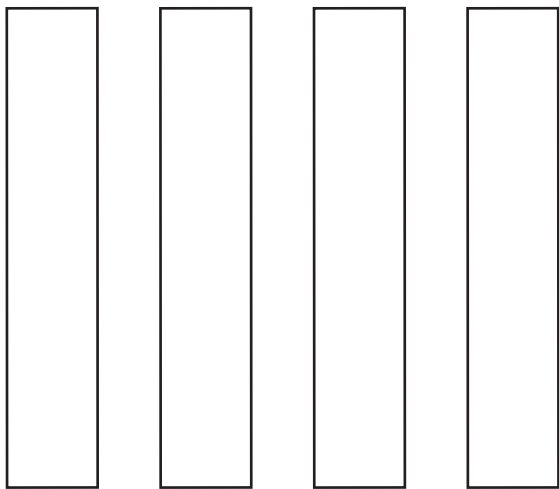
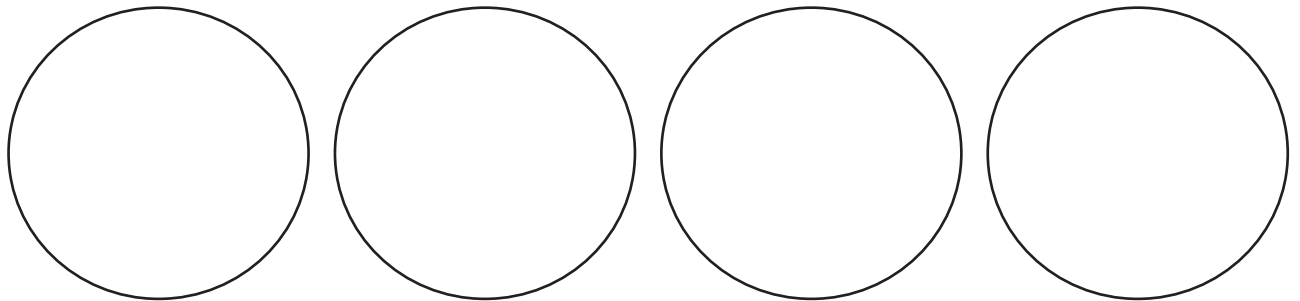
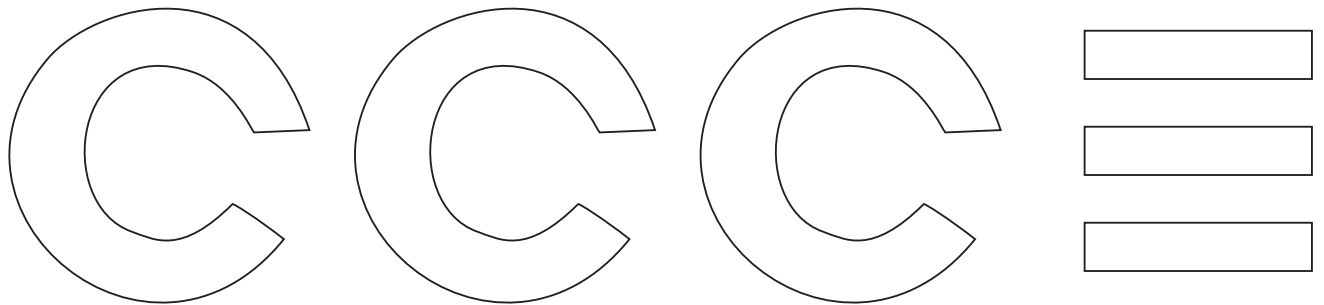



Alphabetti TM Book 2-13 activities page 1

Color the shapes, cut them out and then paste (glue) them to a new page to spell these words:

pen bed ben







ben ben ben

bed bed bed



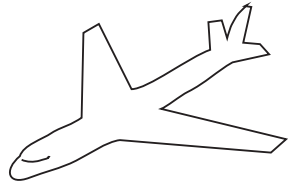
pen pen pen

bed ben pen


ben pen bed


pen ben bed

Circle the things that have a letter “u” sound in them



e





Coloring page

(no need to print this page)

Memory game:

- 1** Print ONE copy of the attached “cards” and cut them up. Use thick enough paper so that you can’t see the words through the paper.
- 2** Mix up the cards and lay them face down on a table or on the floor.
- 3** The first player turns over two cards. If the words match, he/she keeps the cards and gets to turn over two more cards. If the words don’t match, the play passes to the next player, and so on until the cards have all been matched.
- 4** The player with the most pairs of words wins the game.

Note: The cards can also be used as flash cards, but the same educational effect can be had by playing this memory game. Little rewards or prizes, although not necessary, can help the memory game be more fun.

uen

ped

ped

ped

ped

uen

uen

uen

uen

upan

pan

upan

upan

pan

upan

upan

upan

upan