



Alphabetti TM Book 3-2 activities page 1

Color the shapes, cut them out and then paste (glue) them to a new page to spell these words:

cat sat not it





cat cat cat cat

sat sat sat sat

hat hat hat hat

it it it it it it


not not not not

bat bat bat bat


mat mat mat mat

Alphabetti™ Book 3-2 activities page 3

Circle the things that END with the "t" sound:



Answers: Right: Cat, hat, light, foot. Wrong: pig, snake.



(no need to print this page)

Memory game:

Print ONE copy of the attached “cards” and cut them up. Use thick enough paper so that you can't see the words through the paper.

Mix up the cards and lay them face down on a table or on the floor.

The first player turns over two cards. If the words match, he/she keeps the cards and gets to turn over two more cards. If the words don't match, the play passes to the next player, and so on until the cards have all been matched.

The player with the most pairs of words wins the game.

Note: The cards can also be used as flash cards, but the same educational effect can be had by playing this memory game. Little rewards or prizes, although not necessary, can help the memory game be more fun.

cat

cat

cat

cat

sat

sat

sat

sat

it

fit

fit

fit

not

not

not

not

mat

mat

mat

mat

bat

bat

bat

bat

fom

fom