

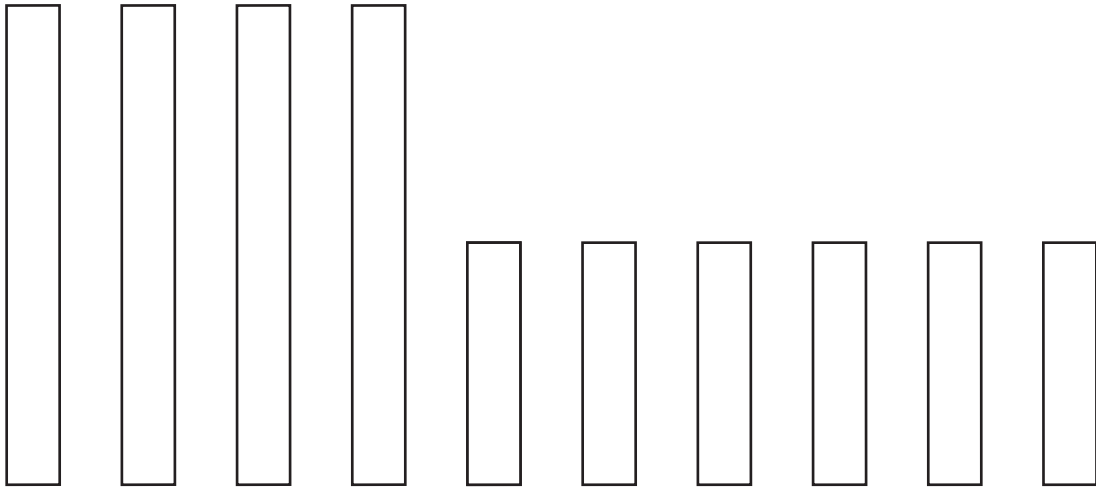
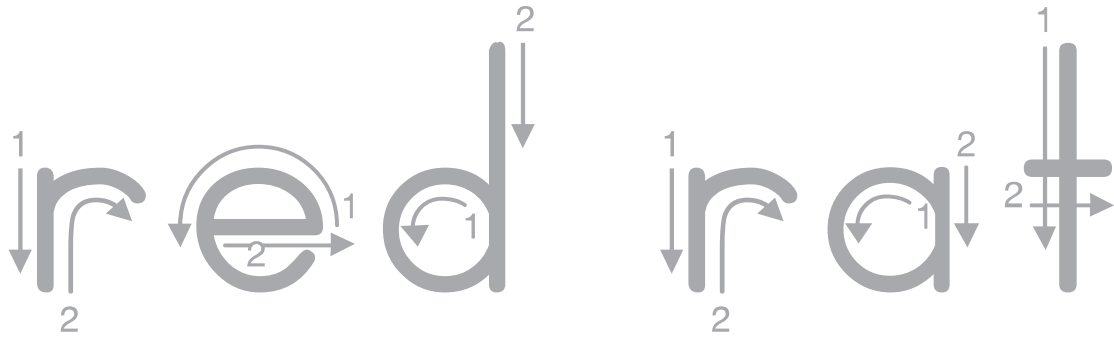


Alphabetti TM Book 3-9 activities page 1

Color the shapes, cut them out and then paste (glue) them to a new page to spell these words:

rat red hat





red red red

rat rat rat rat


red rat red rat

rat hat rat hat

rat cat rat cat

red bed red bed

Alphabetti Book 3-9 activities page 3
Coloring page



(no need to print this page)

Memory game:

- 1 Print ONE copy of the attached “cards” and cut them up. Use thick enough paper so that you can’t see the words through the paper.
- 2 Mix up the cards and lay them face down on a table or on the floor.
- 3 The first player turns over two cards. If the words match, he/she keeps the cards and gets to turn over two more cards. If the words don’t match, the play passes to the next player, and so on until the cards have all been matched.
- 4 The player with the most pairs of words wins the game.

Note: The cards can also be used as flash cards, but the same educational effect can be had by playing this memory game. Little rewards or prizes, although not necessary, can help the memory game be more fun.

hat

rat

rat

hat

hat

rat

red

hat

rat

bed

bed

red

rat

bed

red

rat

bed

red