


Activity #1

Trace the dotted words. Then help the cat find his dinner without running into a mouse. Use a pencil or crayon to trace the path.

Name: _____

at cat




Activity #2

Trace the words. Then circle the picture that is different in each row.

Name: _____

cat sat



(fold or cut)



Activity #3

Color the word and the picture.

Name: _____



mat

Activity #4

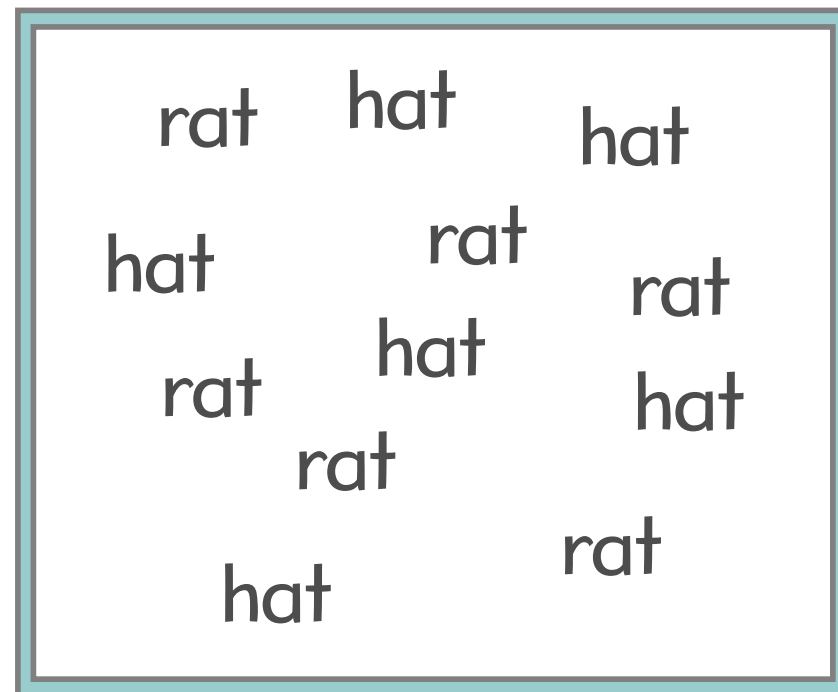
Trace the dotted words. Then circle the "rat" words in the box and draw a line through the "hat" words in the box. There are six (6) of each.

Name: _____

rat hat

rat

~~hat~~



(fold or cut)



Activity #5

Find and circle the hidden words – the word “can” is hiding in ten (10) places.

Name: _____

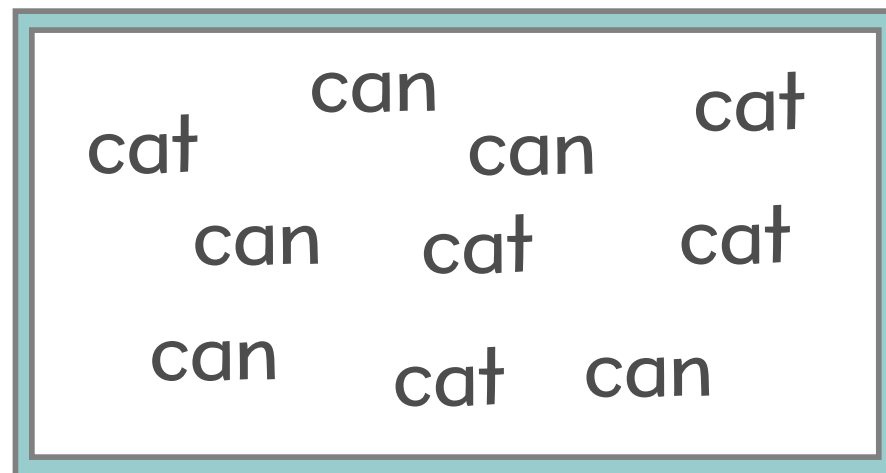


Activity #6

Circle all the “can” words and draw a line through the “cat” words. There are five (5) of each.

Name: _____

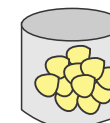
can ~~cat~~



Write the missing letter in the empty boxes:



ca



ca

(fold or cut)




Activity #7

Trace the dotted words. Then help the man catch his shoes without running into a snake. (Trace the path with your pencil or crayon.)

Name: _____

man ran



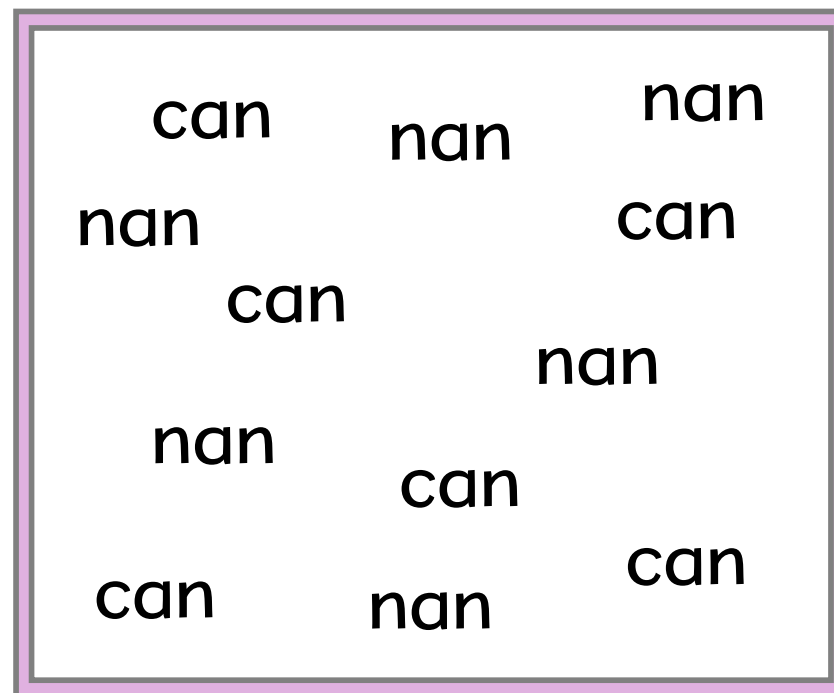
Activity #8

Trace the dotted words. Then circle the "nan" words in the box and draw a line through the "can" words in the box.

Name: _____

nan can

nan ~~can~~



(fold or cut)





Activity #9

Trace the dotted words. Then circle the differences in the bottom picture. There are six (6) differences.

Name: _____

had had



Activity #10


Trace the dotted words and color the hats.

Name: _____



had

hat



cat

had

hat

(fold or cut)



Activity #11

Trace the dotted words. Then circle the shoe that is different in each row.

Name: _____

dad dad dad




Activity #12

Trace the dotted words. Then help the girl go through the maze. (Trace the path with your pencil or crayon.)

Name: _____

sad sad sad



(fold or cut)



Activity #13

Trace the dotted words and color the picture.

Name: _____





am man

Activity #14

Trace the dotted words. Then circle the differences in the bottom picture. There are six (6) differences.

Name: _____

am Sam




(fold or cut)




Activity #15

Trace the dotted words. Then write the words in the boxes (one letter for each box).

Name: _____



rat



ram



ran



--	--	--



--	--	--



--	--	--

Activity #16

Trace the dotted words. Then circle the "rat" words in the box and draw a line through the "ran" words in the box. There are six (6) of each.

Name: _____

rat ran

rat ~~ran~~

rat	ran	rat
ran	rat	ran
	ran	rat
rat	ran	rat
	ran	

(fold or cut)



Activity #17

Trace the dotted letters. Then write the right letter in each empty box.

Name: _____

m s r h c



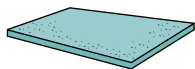
at




at



at



at




at

Activity #18

Trace the dotted words and color the picture.

Name: _____



cat sat

(fold or cut)

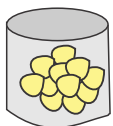


Activity #19

Trace the dotted letters. Then write the right letter in each empty box.

Name: _____

c n m r



an



an



an



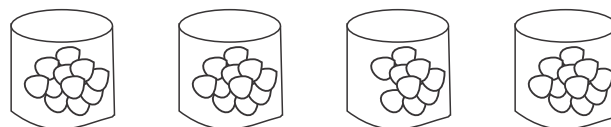


an

Activity #20

Circle the picture that is different in each row.

Name: _____



(fold or cut)



Activity #21


Trace the dotted letters. Then write the right letter in each empty box.

Name: _____


h s d



ad



ad




ad

Activity #22

Help the monkey find the banana. Trace the path with your pencil or crayon.

Name: _____



(fold or cut)



Activity #23


Trace the dotted letters. Then write the right letter in each empty box.

Name: _____

S r



am





am

Activity #24

Circle the differences in the bottom picture. There are six (6) differences.

Name: _____



(fold or cut)

