

Alphabet Simon Says Basic Instructions:

According to Wikipedia:

“Simon says (or Simple Simon says) is game for 3 or more players where 1 player takes the role of 'Simon' and issues instructions (usually physical actions such as "jump in the air" or "stick out your tongue")...

“A command starting with "Simon says" means the players must obey that command. A command without the beginning "Simon says" means do not do this action. Anyone who breaks 1 of these 2 rules is eliminated from the remainder of the game.”

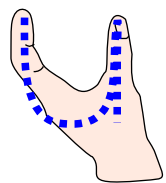
(http://en.wikipedia.org/wiki/Simon_says)

To play an “Alphabet” version of Simon Says, you can have the children imitate different letters of the alphabet. For example, “Simon Says stand like a Big ‘F’.”

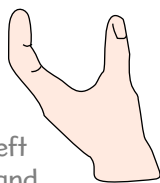
A few notes about playing the game:

- Rather than being out of the game completely, children who are “eliminated” can sit out for two or three “commands” and then go back into the game.
- For very young children, the “Simon Says” part of the game (where you are “out” if you follow a command not preceded by “Simon Says”) can be removed, and children simply follow all instructions.
- This can be a very lively game. Sometimes it’s best to do it right before break-time so that children have a chance to wind down after the game.
- Keep it light and silly. Children love make-believe, and they love to play this kind of game

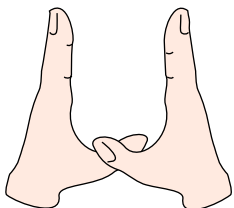
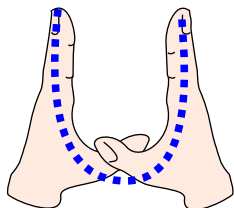
Uu



Left hand




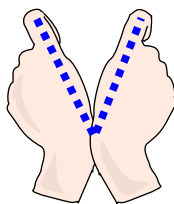
Little u




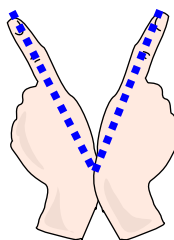
Capital U

Vv

Fingers folded down

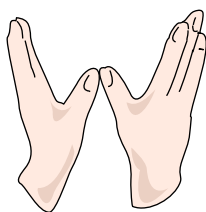
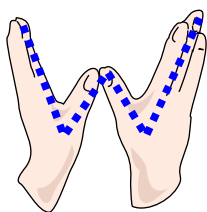


Little v




Capital V

wW


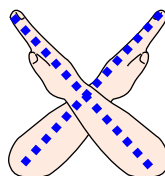


Little w


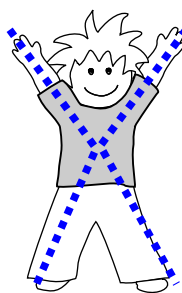


Capital W

xX



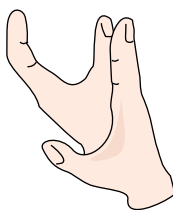
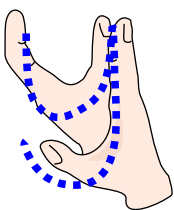
Little x





Capital X

yY

Left hand makes the letter 'U'



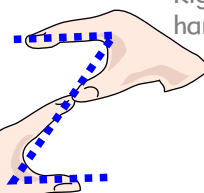
Little y



Capital Y

zZ

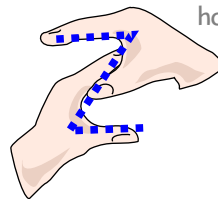
Right hand



Left hand

Capital Z

Right hand



Left hand

Little z

Alphabet Simon Says – Letter U`



Palm



Back of hand

Note: Because the children will be holding something in their hands, I recommend writing the letter U on one of their hands with washable crayons, paint or markers. (The children can write their own letters on their hand.)



Front



Back

Or, if you're using balloons, you can write a Capital U on one side of the balloon and a lowercase 'u' on the other side of the balloon.

Sample “Simon Says” instructions: (theme is “Ballons Up!”)

For this theme, the children need to hold something – a balloon is best because you can write on a balloon, but anything soft will do – a stuffed animal, a pillow or cushion, a Nerf ball (soft, sponge ball), even a sock!

If using balloons, write a Capital U on one side and a Little U on the other side, and have some spare balloons in case one pops.

Example commands:

Simon says, “Balloons (or _____) up in the air!”

Simon says, “Balloons down on the ground.”

Simon says, “Balloons behind your back.”

“Put your balloons on your head!” (Oops! Simon didn't say so.)

Simon says, “Give your balloon to someone else!”

Simon says, “Now get it back!” (return item to original owner)

Simon says, “Show me the Little U.”

“Show me the Big U!” (Oops! Simon didn't say so.)

Simon says, “Throw your balloon up in the air!”

Simon says, “Rub your balloon on your hair!”

Simon says, “Hold your balloon between your knees.”

“Now, hop!” (Oops! Simon didn't say so.)

Simon says, “Touch that wall with your balloon!”

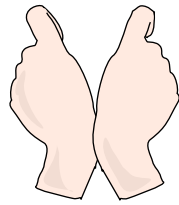
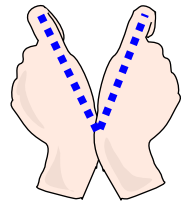
Simon says, “Balloons up!”

“Sit down!” (Oops, Simon didn't say so.)


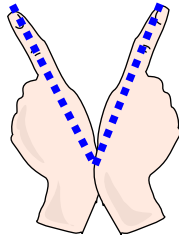
Simon Says, “Show me the Little U!”

Etc.

Alphabet Simon Says – Letter V




Little v
Fingers
folded
down



Capital V

using flash
cards



Sample “Simon Says” instructions: (theme is “Voices”)

On the “Voice” theme, you’re going to have to make lots of silly sounds in silly voices for the children to copy. (Sorry, there weren’t that many options for the letter ‘v.’)

Possible sounds:

La, la, la.
Cha, cha, cha.
Ho, ho, ho.
Hee, hee, hee
Ma, ma, ma.
Moo, moo, moo.
Baba, baba, boo.
Beep, beep, beep.
Boo, hoo, hoo.

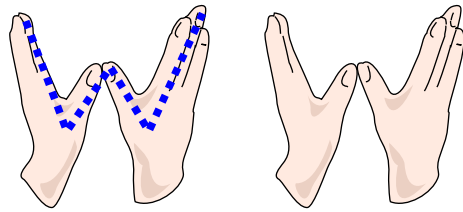
Possible voices:

Little baby
Robot
High, squeaky voice
Low, deep voice
Whisper
Duck voice
Fast talker
Slow talker
Sad voice
Monster

Sample commands:

Simon says, “Say, ‘La, la, la!’” (High, silly voice)
Simon says, “Say, ‘Boo, boo, boo!’” (Low deep voice)
Simon says, “Make a Little V!” (Robot voice)
Simon says, “Make a Big V!” (Monster voice)
Say, “Ha, ha, ha!” (Monster voice) (Oops! Simon didn’t say so.)
Simon says, “Say, “Beep, beep, beep!” (Quacking, duck voice.)
Simon says, “Say, Moo, moo, moo!” (Slow voice.)
Simon says, “Say, “Moo, moo, moo!” (Fast voice)
etc.

Alphabet Simon Says – Letter W




Little w



Capital W

using flash
cards



Sample “Simon Says” instructions:

Theme is “Water.”

On the “Water” theme, you can have the children pretend to swim in water, drink water, wash their faces, wash their hair, etc.

Example commands:

Simon says, “Swim like a whale!”

Simon says, “Swim like a duck!”

“Swim like a monkey!” (Oops, Simon didn’t say so.)

Simon says, “Make a Little W.”

Simon says, “Make a Big W.”

Simon says, “Wash your hands!”

“Wipe your nose!” (Oops! Simon didn’t say so.)

Simon says, “Swim like a fish!”

Simon says, “Swim like this... (do something silly)!”

Simon says, “Get out of the water!”

“Wash your face!” (Oops! Simon didn’t say so.)

Simon says, “Show me the Big W.”

Simon says, “Drink a cup of water.”

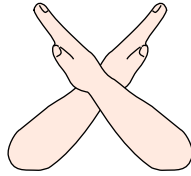
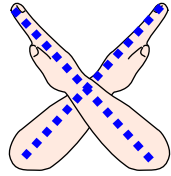
Simon says, “Drink like a cat!”

Simon says, “Swim like this... (do something silly)!”



“Swim to the _____” (Oops! Simon didn’t say so.)

Etc.

Alphabet Simon Says – Letter X



Little x



Capital X

using flash
cards



Sample “Simon Says” instructions:

Theme is “Bones” (because we take x-rays of bones).

Note: the theme possibilities for the Letter X were really limited.

Example commands:

Simon says, “Touch your knee bone.”

Simon says, “Shake your finger bones.”

Simon says, “Show me a Big X.”

Simon says, “Touch your chin bone.”

“Touch your elbow.” (Oops, Simon didn’t say so.)

Simon says, “Touch your ankle bone.”

Simon says, “Show me the Little X.”

Simon says, “Knock on your skull bone.”

“Wiggle your foot bones.” (Oops, Simon didn’t say so.)

Simon says, “Scratch your rib bones.”

Simon says, “Make a Big X.”

“Now a little X.” (Oops, Simon didn’t say so.)

Simon says, “Shake your shoulder bones.”

Simon says, “Wave your hand bones.”


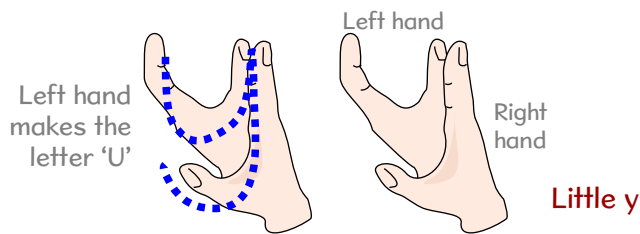
Simon says, “Touch your nose bone.”

Simon says, “Shake all your bones.”

“Stand still!” (Oops! Simon didn’t say so.)


Etc.

Alphabet Simon Says – Letters Y



using flash cards

cards



Sample "Simon Says" instructions:

Theme is "Yellow and other colors."

Example commands:

Simon says, "Find the color yellow."

Simon says, "Say hello to the yellow."

Simon says, "Find the color blue."

"Say, 'How do you do?'" (Oops! Simon didn't say so.)

Simon says, "Make a Big Y."

Simon says, "Pretend to cry."

Simon says, "Find the color red!"

Simon says, "Touch your head!"

"Show me the Little Y." (Oops! Simon didn't say so.)

Simon says, "Find the color brown."

Simon says, "Walk like a clown."

Simon says, "Make a Little Y."

Simon says, "Jump up high."

"Stand on one foot." (Oops, Simon didn't say so.)

Simon says, "Find the color pink."

Simon says, "Make one eye wink."

"Clap your hands." (Oops, Simon didn't say so.)

Simon says, "Find the color white."

Simon says, "Take two steps to the right."

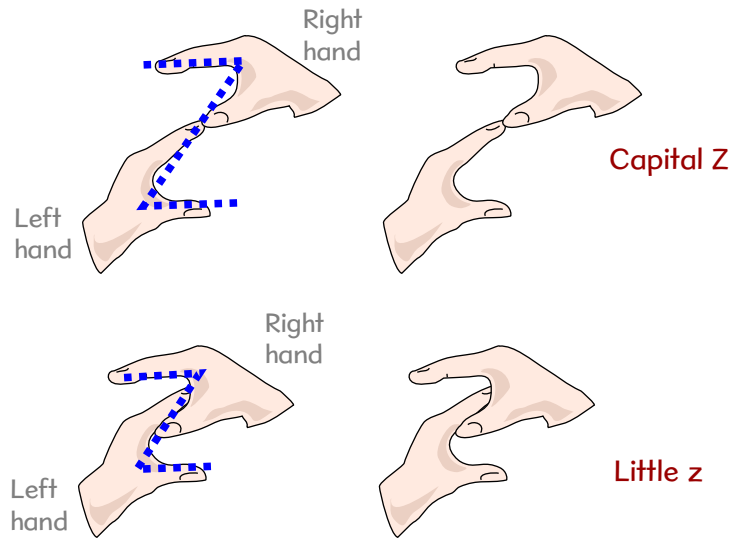
Simon Says, "Make a the Big Y."

Simon Says, "Turn around twice!"

Etc.

(Sorry, I couldn't resist the rhymes.)

Alphabet Simon Says – Letter Z



using flash cards



Sample “Simon Says” instructions: Theme is “Zoo”

On the “Zoo” theme, the children can pretend to be different animals at the zoo – lions, tigers, panda bears, tortoises, monkeys, gorillas, elephants, penguins, rhinos, snakes, frogs, etc.

Sample commands:

Simon says, “Dance like a monkey!”
Simon says, “Roar like a lion!”
Simon says, “Show me the Big Z!”
“Show me the Little Z.” (Oops! Simon didn’t say so.)
Simon says, “Walk like a tortoise!”
Simon Says, “Walk like an elephant!”
Simon says, “Show me the Big Z.”
“Roar like a lion!” (Oops! Simon didn’t say so.)
Simon says, “Be a monkey!”
Simon says, “Be a tiger!”
Simon says, “Show me the Little Z!”
“Be a gorilla!” (Oops! Simon didn’t say so.)
Simon says, “Walk like a penguin!”
Simon says, “Show me the Big Z!”
Simon Says, “Run like a rhino!”
“Jump like a kangaroo!” (Oops! Simon didn’t say so.)
Simon says, “Howl like a wolf!”
Simon says, “Hop like a frog.”
Etc., etc.